



Join us and over 22,000 other creatives on

**facebook**®

For more inspiration!

<http://www.facebook.com/getinspiredmagazine>

# In this issue

## Featured Artists

Martina Cavinato  
Kai Gut  
Monica Lazar  
Basia Pawlik  
Mateusz Smoczynski  
Angelika Żela Chmiel

Photographer  
Photographer  
Photographer  
Photographer  
Photographer  
Photographer

p. 04  
p. 10  
p. 16  
p. 24  
p. 30  
p. 36

## Photo Contest 3 2015: Conceptual - Winner

Indepth interview with Arimbi Alessandra Naro, winner of our 3rd photo contest!

p. 42

## Spread Auction

Each issue we will auction a full spread. This way you can showcase your work without getting an exclusive invitation by our Editor-in-Chief and you support our magazine and website! This issue: PierPaolo Vaccaro won the auction.

p. 46

## Get Social!

Create your own profile, share your newest work, make friends and get creative! It is all there! For free! Register now!

p. 48

## Back issues

Download all back issues (27!) for free

p. 49

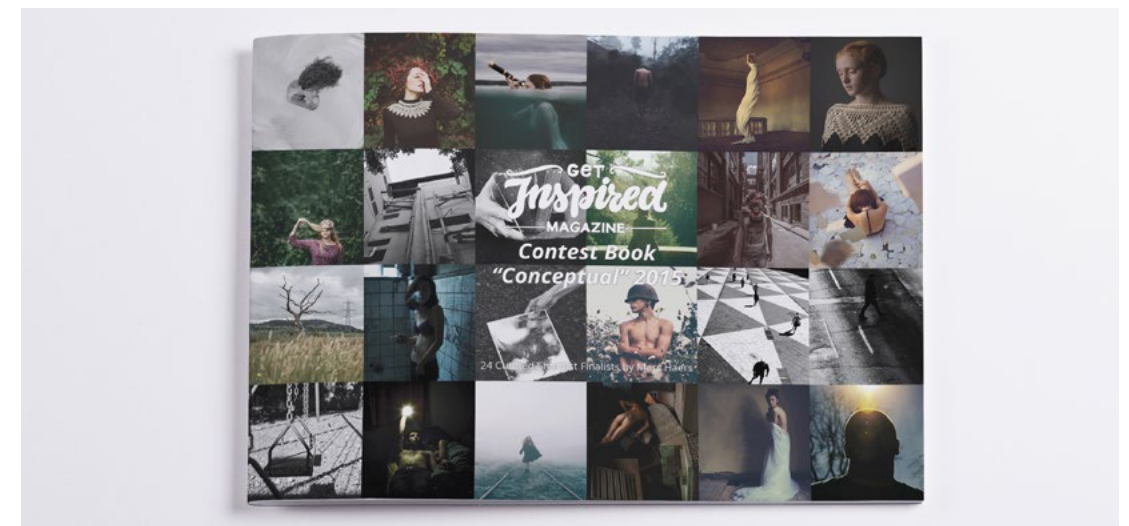
## Colophon

Editor-in-Chief: André Kreft  
Design & Production: GIM Media, The Netherlands  
Cover: Photo Contest 3 2015 Winner - Arimbi Alessandra Naro  
Contact: [info@getinspiredmagazine.com](mailto:info@getinspiredmagazine.com)  
Website: <http://getinspiredmagazine.com>  
Made in: Rotterdam, The Netherlands  
NEXT ISSUE: Spring 2016 (April 2nd)



Order a copy of Issue 28 on print: EUR 15 (Excl. Shipping and Tax)

<http://www.peecho.com/print/en/176988>



Order a copy of our Contest Book on print: EUR 10 (Excl. Shipping and Tax)

<http://www.peecho.com/print/en/176774>

All contents copyright © 2016 Get Inspired Magazine. All rights reserved. No part of this magazine may be used or reproduced without the written permission of the publisher. All information contained in this magazine is for information only and is, as far as we are aware, correct at the time of going online. Get Inspired Magazine cannot accept any responsibility for errors or inaccuracies in such information. All trademarks and copyrights in this issue are recognised, and are acknowledged where possible. If we have failed to credit your copyright then do please contact us - we'll happily correct any oversight. Any material submitted is accepted on the basis of a worldwide licence to publish in electronic and printed form.





## MARTINA CAVINATO

<https://500px.com/martinacavinato>

Twenty-year-old photographer from Padua, Italy. At the moment studying Foreign Languages. Also a dancer and studying Ballet and Contemporary Dance. Loves to travel since she was a child.

**Martina:** I never had an education in photography, I started to photograph when I was sixteen years old and after a little time I won a local contest in which the theme was 'women's emancipation'. The judges said to me that they were impressed by the way I expressed the concept in my photos. Most of my photos are conceptual and a lot of my pictures are self-portraits. When I photograph, I don't like to have a lot of people around me, because I feel it as an intimate moment in which I express my 'art'. I hope to become a photographer in the future, but if it won't happen, I will continue to photograph because it's what I love most in the world.

Everything which provokes a strong feeling in me is an inspiration. It can be a song, a movie, a word or a look. I also get inspired from poetry (I love English 19th century poets) or from art, particularly from the surreal artists of the first half of 20th century.

My favorite photographer and biggest example is Man Ray. I think he was a genius and he had amazing intuitions in discovering human beings nature. Besides I adore Elliott Erwitt, Annie Leibovitz and Anton Corbijn.

### THE SLEEPING BEAUTY (RIGHT)

**Martina:** This photo is (together with 'Cinderella') part of the project 'Princesses'. The problem of this photo was that the model had her eyes open, so I decided to cut the image a little in the upper part so as it seems that she is sleeping. To remind the idea of a princess which is in the wood I put some fallen leaves on her. Then I put a blue filter to make the colors warmer.



Martina Cavinato

<http://getinspiredmagazine.com>

Issue 28 / January 2016



#### **CINDERELLA (TOP)**

**Martina:** This photo is a part of the project 'Princesses'. I wanted to create a new surreal version of the most famous princesses of the fairytale tradition. For its creation, I used a smoke bomb. There was too little smoke around on the first image that I took, so in the editing I superimposed another image with more smoke on the lower side. I suggest doing always more photos with the camera in the same position, so in post-production it will be easier to correct!

#### **ALISSO (BOTTOM)**

**Martina:** Alisso is the name of a flower which means 'Value beyond beauty'. This is a self-portrait and I gave this meaning to the picture after taking it because the position of my hair reminded me the figure of a 'shy' flower. I took this photo on my sofa which is very old and used but it always fascinated me because of its lived-in appearance. I chose this photo because it was one of my first shots chosen by PhotoVogue Italy's website.




*Martina Cavinato*

<http://getinspiredmagazine.com>

Issue 28 / January 2016





**EVA'S DREAM (LEFT)**

**Martina:** This is an instant photo. I used the double exposure setting on the camera and I got this almost abstract picture. The great thing about instant photos is that you never know surely what you will obtain and sometimes it surprises you. I'm getting more and more interested in analog and instant photography, because I love the suspense while waiting to see the images.



**EVANESCENCE (RIGHT)**

**Martina:** You won't believe it, but this photo isn't retouched! It is my reflection on the shower glass. I was near the window, so in the brightest side my figure is more defined than in the darker one. In the post-production I just added a blue filter to make it more interesting. I had no idea that this would be the result until I saw it on the camera screen! You always have to try everything, also the strangest things!



**IN MY MIND (TOP AND BOTTOM)**

**Martina:** I created this photos about a year ago, but only showed them to the public not long ago because I thought they were too difficult to interpret. It is a travel inside the deeper part of the human being's mind. The series where these photos belong to is called 'Waiting for Godot'. I'm in love with this play and I wanted to give my personal photographic interpretation of it. I took this self-portraits on a foggy day using my mother's coat and I accidentally dirtied it of mud (it wasn't me!).



*Martina Cavinato*

<http://getinspiredmagazine.com>

Issue 28 / January 2016





#### **PLAYROOM (TOP)**

**Martina:** I created this picture superimposing three different photos of me in different positions. It took a long time to get it right because of the little shadows and details on the bed, but it was worth it. I worked on this image four years ago. At the beginning I didn't like it that much, but now it is one of my preferred. The puppet monkey is one on my favorite ones.

#### **BACK IN TIME (BOTTOM)**

**Martina:** I created this picture at an abandoned house. I put the camera on a tripod and took some photos with the girl in different positions. Then I superimposed them in post-production. The closed balconies on the background remind me of something closed, inaccessible, finished like childhood. This photo tells the story of the girl that goes back to her childhood home and reminds her childhood, but with the conscience of an adult.





### USELESS WOODEN TOYS (RIGHT)

**Martina:** This image is from my last project and it can have a lot of meanings. I have a personal one that I don't want to tell because the greatness of this photo is that it can be funny and ironic for some people, or tragic and dramatic for others. For that reason I like to say that it is a 'free interpretation' photo. It was very difficult to create because I am the model. So I had to do a lot of attempts before obtaining what I had in my mind. In the post-production I superimposed 6 images and lowered the contrast to make the composition more flat and surreal.

**MORE WORK BY MARTINA ON GET SOCIAL!**

Check out more work of Martina and get in touch with her:

<http://getsocial.getinspiredmagazine.com/members/martinacavinato/media>

Sign up for free:

<http://getsocial.getinspiredmagazine.com>



*Martina Cavinato*

<http://getinspiredmagazine.com>

Issue 28 / January 2016



## KAI GUT

<https://facebook.com/kaigutphotography>

24-year-old Bavaria, Germany based photographer, living close to the Alps. After a break-up, he wanted to do something new and picked up his first DSLR about 2 years ago. Initially - inspired by Devinsupertramp - wanted to shoot videos rather than photos. But soon figured out, how incredibly much more time it took to produce a decent video. So in the meantime, Kai started taking photos which he enjoyed very much as well.

**Kai:** After a year I started taking photos of people because of the original intentions - meeting awesome people and create beautiful work together. I've spent nearly every free second learning about photography, reading blogs, practice Photoshop and - of course - shoot. That way I gathered quite some knowledge in a small amount of time. Photography sure turned my life to the better! I've met awesome new people, found my passion and even met my new girlfriend, who happens to be a model and photographer as well. You might find her in a lot of my photos.

My favourite fields are portrait photography and conceptual people photography. Both genres can transport such great emotions. A portrait done well captures the soul, emotions and beauty of a person, whilst conceptual photography gives you the feeling that there's another world you're absolutely free to go and enjoy that mysterious beauty of the environment and the people living there. My biggest inspiration is Benjamin Von Wong, who's photos keep on moving me a lot. I actually never took off my Von Wong wristband since I met him, because I was so amazed by the person behind those awesome shots.

### **FRECKLE FAIRY (RIGHT)**

**Kai:** I created this image with my girlfriend and a manual vintage lens, we got from her grandparents. We were actually just playing around with the lens, tried some variety with the ring light and came out with this exceptional image which is my all time favourite.



*Kai Gut*

<http://getinspiredmagazine.com>  
Issue 28 / January 2016



**BRONZE (TOP)**

**Kai:** We've been doing a little photo walk through Munich to find locations and had a great time shooting some photos. I can highly recommend doing photo walks.

**SNOW QUEEN (BOTTOM)**

**Kai:** This is one of my early work. We went close to the Alps, since they're a great scenery. This was the first time I have actually used my flash and softbox for an outdoor portrait and loved the look and the sharpness it enabled me to get.




*Kai Gut*

<http://getinspiredmagazine.com>

Issue 28 / January 2016





**GREEN (LEFT)**

**Kai:** Another photo from a photo walk. Though it looks like a jungle, we've actually been close to a river with a lot of people bathing, when I took her into the ivy.

**BALLOON GIRL (RIGHT)**

**Kai:** One of my earliest work! I have to admit there went almost a night of Photoshop into the image. I wasn't experienced using Photoshop, but it was a great practice and I still like how it turned out.




**ORANGE GREEN (LEFT)**

**Kai:** This portrait was inspired by a portrait done by Renee Robyn. I tried to recreate the look based on two complementing colors. To do so, I triggered to flashes from the side with different color gels.

**SNOW (RIGHT)**

**Kai:** A pretty new one. It was the first snow this December. We had to rush out and take some photos - 2 minutes after this shot, it began to rain again. Sometimes you're lucky.







***JULYLA AUTUMN (TOP)***

**Kai:** Basically my first portrait ever! Another photographer took me with her to a shoot and I could shoot the model as well. For this particular shot, I had to climb the back of a bench and bend forward, trying to balance and not drop onto the model.

***SPRITE OF ROTTING LEAVES (BOTTOM)***

**Kai:** This image was stitched from 8 or more images. When I set up the flash, there came a herd of cows running towards me and my flash, stopped and looked at that suspicious thing standing in their pasture.





#### **DREAMIN (RIGHT)**

**Kai:** Dreamin is part of my 365 project. Probably my favourite one. Everyday I had to take one photo of myself most of the time. This one I took on Mother's Day. I really was in a rush because I had a date with my mum for lunch 1 hour later. I didn't even come that late.

#### **MORE WORK BY KAI ON GET SOCIAL!**

Check out more work of Kai and get in touch with him:  
[http://getsocial.getinspiredmagazine.com/members/kai\\_tug/media](http://getsocial.getinspiredmagazine.com/members/kai_tug/media)


Sign up for free:  
<http://getsocial.getinspiredmagazine.com>



*Kai Gut*

<http://getinspiredmagazine.com>

Issue 28 / January 2016



## MONICA LAZĂR

<http://monicalazar.ro>

28-years-old based in Bucharest, Romania and has graduated with a degree in Cognitive Psychology and Neurobiology. Started taking photos 3 years ago and her first subject was food. Although she liked food photography very much, she discovered portrait photography a year ago and it was like a revelation.

**Monica:** Lately, I've been working on a self-portrait project. As I see it now, it may be a long project. Self-portraits are, for me, the best way to express my vision, my emotions and the entire world that I have in my head. I'm an introvert, so this is for me a way to speak with people. Self-portraits are also such a challenge. I had to learn to express my emotions using my body and my face. This is definitely not easy for a totally inexpressive person. I'm still learning these things. It's a part of the ritual before every series I take to learn the poses that will help me create the images that I have in my mind. Another important part of the shooting process is finding the dresses. The dress usually outlines the mood of a series. After finding the dress, I look for a place to shoot. I shoot outside only, landscapes being an important part of my portraits. I don't work with a team, I prepare everything by myself, starting with the hair and makeup and finishing with the actual shooting. I have an assistant that helps me with the focusing and capturing part, as I do not use a remote control. It would limit my posing a lot. Post-processing is an important part of creating my images. I always say that I could not do photography if post-processing would not be an option. I post-process my photos using Photoshop and this is the part where a series outlines its mood and story.

I get my inspiration from those dresses that have an old, vintage look and that I use in my series. I'm also inspired by other photographer's amazing work. I love the work of Maja Topčagić. The way she started her career inspired me a lot. I also love Kirsty Mitchell. The amount of work that she put before every shooting is incredibly inspiring. There are many other photographers that I like, it would be a long list to enumerate them all here.

### SELF-PORTRAIT PROJECT

**Monica:** The images that I chose are all from my self-portrait project and are definitely my favorite images taken in 2015. These images are very important to me because of how they made my work known in such a short time. I can't wait to continue in 2016 what I started in 2015.

### SURRENDER (RIGHT)



*Monica Lazăr*

<http://getinspiredmagazine.com>

Issue 28 / January 2016



*OVER THE BORDER (TOP)*

*ABSORBED (BOTTOM)*





**WEIGHTLESS (LEFT)**




**DAYDREAM (RIGHT)**



*THE DAUGHTER OF THE SUN (LEFT)*

*AND THEN I SAW YOU... (RIGHT)*







***BITTERSWEET (LEFT)***



***THE RAIN WILL WASH IT ALL AWAY (RIGHT)***



*CHRONOPHOBIA (LEFT)*

*THE WAY IT BEGINS (RIGHT)*







*HALVED (TOP)*

*DISSOLVING (BOTTOM)*





**MAYBE IF I CLOSE MY EYES... (RIGHT)**

**MORE WORK BY MONICA ON GET SOCIAL!**

Check out more work of Monica and get in touch with her:  
[http://getsocial.getinspiredmagazine.com/members/  
monica\\_lazar/media](http://getsocial.getinspiredmagazine.com/members/monica_lazar/media)

Sign up for free:  
<http://getsocial.getinspiredmagazine.com>







## BASIA PAWLIK

<http://basiapawlik.com>

Professional fashion photographer based in the UK.

**Basia:** I think I always wanted to be a photographer, since I was really young and started using my parents film cameras, I just didn't realise it. And I never thought I can make it my own way of living. I started with film photography with my old Zenit 11, shooting almost everything despite people. And then I started to shoot with models, that's how fashion and portraits became my favourite. I have almost 8 years of professional experience now, the only things I haven't tried were children and sport photography. I worked on many different conditions and lights, and because I had to use very often cheap equipment and improvise, I'm prepared for everything. I still struggle, like probably most of creatives, with getting models or finding a paid job. But I'm proud of the fact that I stayed strong and I keep doing what I love. I live away from my comfort zone – I'm Polish, but I live in the UK. Being an immigrant is very challenging, tough experience and probably much harder than living in your own environment. I can even fulfil my dreams sometimes, like attending to Emily Soto's workshop in Paris. What inspires me? Everything. I never plan my shooting, mostly I improvise, and many times it gives me better effects. I love to look at models and wait for the perfect moment, when they transform in front of the camera. For me the big part of being a photographer is watching, so I keep watching: other (amazing) photographer's works, designers, websites and even webshops. I also love cinema, music, literature and culture is a big part of what gives me strength and inspiration. I am still learning and I feel like I can do much, much better. Personally, I think that in photography it is very important not only to make a good picture technically, but also to have some good taste aesthetically. I care a lot about colours and the quality of my work. I'm in this place now, where there is no space for coincidence. And I want to be better. I admire a lot of photographers like Emily Soto and Joanna Kustra. I look at many amazing works every day and I feel both: small and honoured that I can call myself a photographer too.



### WHISPERS (RIGHT)

model: Diana Gusztyń

**Basia:** It is a really old image, I took it back in 2011. It was very ugly outside, wind, rain, cold - the worst part of Autumn. There was no time to find a nice location, so we went just outside my block of flats in the centre of Warsaw. I love how the small bushes came out here, no one can probably say what the location was. This single image is my favourite from the series, perfect pose of Diana, some wind that gave it this particular, delicate look. I also used the Super Takumar lens, to get its well known bokeh.



**EMILY SOTO | FASHION PHOTOGRAPHER PARIS WORKSHOPS  
(LEFT)**


stylist: Yanina Nikitina  
make-up & hair: Caroline Madison  
designer: Vilune Daunoraite  
model: Jessica Gourdeau

**Basia:** Shot on Fuji 100 film, developed by UK Film Lab.


**EMILY SOTO | FASHION PHOTOGRAPHER PARIS WORKSHOPS  
(RIGHT)**

stylist: Yanina Nikitina  
make-up & hair: Caroline Madison  
designer: Sonia Funnell  
model: Jessica Gourdeau

**Basia:** Shot on Fuji 100 film, developed by UK Film Lab.







**EMILY SOTO | FASHION PHOTOGRAPHER PARIS WORKSHOPS (LEFT)**

stylist: Yanina Nikitina  
make-up & hair: Caroline Madison  
designer: Hellavagirl  
model: Anne-Claire Ameslon

**SPOILED DIVA (RIGHT)**

make-up & hair: Edyta Parka / Edyta Parka NOIR make-up  
model: Kinga Krasoń / Pink Melon Model

**Basia:** I used a ring light (without flash) homemade with few bulbs. The shooting itself was going to be outdoor, but because of bad weather we improvised. The whole editorial was published in Confashion Magazine.



#### **HER MAJESTY (LEFT)**

make-up & hair: Edyta Parka / NOIR make-up  
model: Aneta Piróg

**Basia:** I used ring light again, as the weather condition were too bad to go outside as planned. The ditorial was published in Scorpio Jin and Avari Magazine, this single picture was also presented by Dark Beauty Magazine.

#### **FRIEDA (RIGHT)**

shooting inspired by Frieda Kahlo's style  
model & make-up: Eva Mevinsky

**Basia:** It started, when I saw Eva's picture on Instagram, wearing huge earriings from the picture. I wrote a comment: "hey, you look just like Frieda! Let's shoot Frieda", as I alway wanted to, I value Frieda Kahlo so much as an artist and feminist. So we shot, and after a while this work was published by Dark Beauty Magazine, much appriciated on many photographic websites and groups. It was even exhibited in October 2015, as a part of Frame 15 project in Birmingham, UK. I'm very proud of it and consider it as one of my best works.





#### **UNTITLED (LEFT)**

model: Philly Octavia Nawrocka /Magteam Model Management  
make-up: Agnieszka Agnifica

**Basia:** I love series that we've shot with Philly, and she is so beautiful and talented model. This one was taken inside one of Starbucks's shops, during heavy rain. The only light I used was window light. The portrait was also published by Dark Beauty Magazine, and was a part of Portrait Contest in Get Inspired Magazine.

#### **TOUCH OF SPRING (RIGHT)**

model & make-up: Joanna Wolińska /Joanna Model Mode  
edited with Fashion Actions "Madison"

**Basia:** Another shooting I always wanted to make. Joanna is my muse, and whenever we work together the results are great. This time we went outside to catch blooming trees, it was windy and sunny, the petals were flying everywhere, and we kept shooting. This image is one of my favourite, I used an old Super Takumar lens, 50/1.4, which gives an amazing bokeh. I also used Fashion Actions during retouching, as they helped me to create colours that I wanted.



#### **VENUS (RIGHT)**

model: Patrycja Woźniak

make-up: Martyna Męczyńska MAKE UP

**Basia:** For a very long time I considered this image as my personal best. I had a great model and fantastic make-up artist. I used studio lights with softboxes, as for beauty shoot. The image was everywhere in my social media, I also used it as a cover photo, even now, after 3 years, when I'm showing it people still like it a lot. And I'm proud of Patrycja who now is a full time model and she was published in Vogue, she even had a cover of Vogue Thailand.


#### **MORE WORK BY BASIA ON GET SOCIAL!**

Check out more work of Basia and get in touch with her:

<http://getsocial.getinspiredmagazine.com/members/basiapawlik/media>

Sign up for free:

<http://getsocial.getinspiredmagazine.com>



*Basia Pawlik*

<http://getinspiredmagazine.com>

Issue 28 / January 2016



## MATEUSZ SMOCZYNSKI

<https://facebook.com/smokufotografia>

Energetic person based in Poland with big dreams, great friends and a cat. Even though I am 31 they keep asking me for an ID at liquor stores.

**Mateusz:** At the beginning I mostly knew and admired the great ones that were mentioned in these interviews too many times before like Newton, Stern or Richardson. Now I get really inspired by the work of photographers like Emanuele Ferrari, Delta Elements or AXAXAX. Also any music produced by Kaytranada.

### UNTITLED (RIGHT)

model: Monika Mielnik

**Mateusz:** I love shooting with young actors, they have that natural shine and ease with playing different emotions. Here I used a simple 1 continuous lightning setup and a 50 mm lens.





**UNTITLED (LEFT)**

model: Monika Szczepaniak

**Mateusz:** The idea of this shoot was to make the best use of sunset in creating a moody story.

**UNTITLED (RIGHT)**

models: Maja Olczka and Katarzyna Fratzak

**Mateusz:** The idea was to capture the youth, sexiness and relation between those two great friends. As always in my case, I used very simple setup of one continuous light in front of a white wall in a rented apartment.







**UNTITLED (LEFT)**

model: Adrianna Sieklińska

**Mateusz:** Here I was doing a backstage shoot for Look of The Year Poland competition and Ada (the competition winner) was nice enough to pose for me in between the shoots in natural light outside the studio.

**UNTITLED (RIGHT)**

make-up: Gabriela Romańska  
model: Anita Karwowska

**Mateusz:** Anita is my muse and I will always have room for her in my schedule. Here we used a ceiling reflected Speed-light to create soft light and smooth shadow.

**UNTITLED (LEFT)**

model: Kseniia Levchuk

**Mateusz:** I wanted to create a moody, natural light set with white colors and one strong, standing out color – in this case a (fake) plant.

**UNTITLED (RIGHT)**

models: Anonymous

**Mateusz:** Here we have another example of a single, reflected Speedlite setup. Usually I think that in post-production “less is more”, but in this case I just let myself go and the result was pretty satisfying.







# **UNTITLED (TOP)**


model: Katarzyna Fratzczak

**Mateusz:** I liked the tattoo and went for a simple one continuous light to bring out the shadows.

# **UNTITLED (BOTTOM)**

make-up: Gabriela Romańska  
model: Anita Karwowska

**Mateusz:** When we got the rented apartment in the middle of Warsaw, I've instantly noticed an awesome porch I just had to use.



**UNTITLED (RIGHT)**

model: Monika Mielnik

**Mateusz:** This was shot in a restaurant that I eat lunch in every now and then. Turns out they also had hotel rooms and let me use one for the shoot. Single window lighting created the mood I was looking for.

**MORE WORK BY MATEUSZ ON GET SOCIAL!**

Check out more work of Mateusz and get in touch with him:  
<http://getsocial.getinspiredmagazine.com/members/smoku/media>

Sign up for free:  
<http://getsocial.getinspiredmagazine.com>







## ANGELIKA ŻELA CHMIEL

<https://facebook.com/zelachmiel>

22-year-old woman based in Rzeszów, Poland. Since she remembers interested in art with all this word meaning. From music, dancing to drawing, graffiti and photography. Few years ago realized that female beauty fascinated her the most. Not interested in taking pictures of nature and architecture.

**Żela:** Cool colors, sprightliness and femininity. Pale skin, cheekbones. Sad eyes and variety of emotions in its lack. That's what I mostly show in my art. Portrait photography is definitely something multidimensional that's what I love in this what I'm doing. I find that every picture has their own history.

Maybe it's trivial but inspiration comes from the world around me. People passing by, meet and work with! Cooperating with other artist is very inspiring and challenging at the same time. You have to get and hold everyone in the same place and time. That's what I really like in this "mess". Everyone has their own vision of the result but finally you have last word to say what the picture will look like. It's fantastic and I enjoy it despite the fact that you need to yell sometimes. I am very happy to have my "dream team" where I can always rely on. My own dreams and music I'm listening to are pretty inspiring too. Because I can't imagine life without two things: variety of songs in any kind on my playlist and my camera of course.

My biggest example is definitely Lina Tesch! I love her. She is a stunning photographer and also a very pretty woman. I adore her portraits, fashion shoots and I hope that I'll be as good as she is.

### EPHEMERAL (RIGHT)

model: Sylvia Sochacka

**Żela:** That's photo already shows up in many places, even Vogue Italia! I had to pick this one as one of my favorite shots. I guess that you're wondering what that white stripes in background are. It is the curtain from my kitchen actually! Sylvia's face, when she saw this strange piece of cloth in the shoot's place, was priceless. The only thing she said was that she trusts me. And that's the thing: simple ways are the best ones! Every time.



Angelika Żela Chmiel

<http://getinspiredmagazine.com>

Issue 28 / January 2016



**EPHEMERAL (RIGHT)**

model: Sylvia Sochacka

**Žela:** Same session, same model. I don't know what I love more. This session or the model herself! Sylvia is surely my muse despite of my hate to favoring anyone. All of our photo sessions were very experiencing. It's great to work with people similar to you and I love to make fun in that, what's actually is my job! I can only wish all of you readers to find someone like her for long time cooperate.







#### **MECHANICAL AFFAIR (LEFT)**

model: Magdalena Szczerba  
characterization: Sebastian Pawłowski  
hair: Bartosz Brydak

**Żela:** Frame from the “Mechanical Affair” series. That was the first session with the complicated characterization theme and stole my heart at all from the beginning. This beautiful makeup and mechanism was made by Sebastian. I was responsible for the face and was very hard to handle for me in those days with the graphic program I used. I’ll never forget the day when we went to a huge bazaar to look for old, mostly broken and rusty clocks which we could use in our session but that day sadly no one weren’t selling what we came for! We only got wet and cold because of the rainy weather. Luckily a few days later we found what we where looking for.

#### **SAVE ME (RIGHT)**

model: Karolina Dmitrowska

**Żela:** I’m very sentimental to this one and I like to look with my “changeable eye” frequently. With this shot I closed something that’s very important too me. If this picture inspires somebody to go out and take a few photos I’d be very grateful.



#### **ICY FOX (LEFT)**

make-up: Sebastian Pawłowski  
model: Małgorzata Hodyr

**Żela:** Did I mention that I like cheekbones? Sad eyes? This is it! At one day I thought to myself that I wanted to do something which has lots of, lots of White! What's the problem? - I said, and instantly I was knew which model had specific beauty to manage my vision. I also knew who'll makeup her in cool colors. During the photo session it started to rain and the place where she stands looks at the end like a crime scene with feathers and leaves spread all over.

#### **SAIL (RIGHT)**

make-up & stylist: Sebastian Pawłowski  
model: Patrycja Bednarz

**Żela:** This session was of something that I was dreaming about for a long, long time. I remember it was very hard to find a sunny day when we all had a day off and luckily we found a boat on a local lake. Falling into the water and mud in company of spiders and other bugs isn't something new. We've been brave and the only thing of importance was for us to take good shoots. The model was floating on still water and Sebastian had to drag her from left to right with a rope to make the boat sail-like. Poor girl almost fell into the water in the whole outfit and already finished makeup! ...And afterwards I fell right after her.



*Angelika Żela Chmiel*

<http://getinspiredmagazine.com>

Issue 28 / January 2016





#### **BUTTERFLY (LEFT)**

make-up: Izabela Pieczek-Burek  
model: Aleksandra Antas

**Žela:** It was a real time chase! Session lasted about 25 minutes (including makeup and shoots). The model was very busy at this time and I wanted her to personate my vision. So me and the make-up artist Iza (which I didn't knew yet) took a ride to Aleksandra's hometown as strange, work related people. Soon it showed that we had very much in common. We chattered the entire trip and started a new-productive-in-the-future relationship. Just like I said before "A good team is the basic of good results!" Nice ambience, radio music and making hopeless circles in a city we had never been before. That's how I remember this wonderful time.

#### **GONE WILD (RIGHT)**

make-up: Izabela Pieczek-Burek  
model: Patrycja Bednarz

**Žela:** Theme of presented session was born in the model's head, which wrote to me with a proposal of taking a few shoots. Because of my open mind, love for people and beauty, I thought to myself "Why not?". We ran together from a heavy storm to a cozy, sunny place and started taking shoots. We used a reflex panel and I'm using it pretty often. This is my only help in work because I don't prefer artificial lighting. The only value thing is what you already have. In other words you have to adjust to weather conditions and face them sometimes. All of my work is made with one camera, one lens and one reflex panel. If someone said that equipment is bounding a photographer, that isn't right. Don't even think different!



#### **NO MORE (LEFT)**

model: Monika Sypek

**Žela:** This scene came to my imagination with a little help from the "Fismoll - Let's Play Birds" song. I don't even know why. Music has some mysterious influence for the listener's life and thoughts in my opinion. You can find your inspiration everywhere in everything if you'll listen and see carefully.

#### **LIGHT (RIGHT)**

model: Karolina Dmitrowska

**Žela:** This photo has been framed from other model's pose and it was taken from the same session where "SAVE ME" was made. Just like I said it's great and very valuable to get back to your older works and see them again through the prism of your newest achievements.

#### **MORE WORK BY ŽELA ON GET SOCIAL!**

Check out more work of Žela and get in touch with her:  
<http://getsocial.getinspiredmagazine.com/members/angelikazelachmiel/media>

Sign up for free:  
<http://getsocial.getinspiredmagazine.com>





# PHOTO CONTEST 3 2015: CONCEPTUAL WINNER / ARIMBI ALESSANDRA NARO

<http://getinspiredmagazine.com/photocontest3-2015>

Arimbi Alessandra Naro won our 3rd photo contest with the theme Conceptual. Her entry was chosen best out of 500+ send entries by our Contest Curator Marc Haers. Arimbi won: The cover spot of issue 28, a Framed Large Print of your choice by Curioos (worth \$105 to \$285 depending on the print), The Everyday Messenger by Peak Design (worth \$249.95), this exclusive interview in the magazine, promotion on website and our social media channels, this issue on print and a copy of the contest book! Below you can find her interview. Next contest will be around March 2016, keep an eye on our website!

André Kreft / Editor in Chief & Contest Curator - Get Inspired Magazine



## TELL US SOMETHING ABOUT YOURSELF

**Arimbi:** I am a 17-year-old high school student and an aspiring photographer based in Jakarta, Indonesia .

## WHAT IS YOUR PERSONAL CONNECTION WITH CONCEPTUAL PHOTOGRAPHY?

**Arimbi:** I love creating photos that are surreal. That's why I love to create conceptual photos, because it allows me to express my creativity to the fullest without any limits and boundaries.

## TELL US SOME BACKGROUND INFO OF THE WINNING SHOT

**Arimbi:** The winning shot was taken in 2013, during a trip to Puncak with my friends. It was really foggy at the time and I thought it was perfect for a photohoot. So I asked my friend Gave to model for me. Around 10 minutes later by the time he was ready for the shoot the fog has faded unfortunately, but we kept shooting anyway. So we eventually didn't get the foggy shot but then during post-production I worked something out and in the end this was the final product. And actually, the winning shot is a re-edit of a shot that I made 2 years ago.

## WHAT IS YOUR MOST FAVOURITE CONCEPTUAL SHOT?

**Arimbi:** My personal favorite shot is *The Daydreaming Fairy* from my *Red Riding Hood* series. Even though it's not my first conceptual picture and obviously not my best work, but that is the first conceptual picture that I'm really proud of. I remember looking at Brooke Shaden's work and I was completely in awe and really inspired by her works. This picture (and this series) was totally influenced by her artistry and this series remains one of my favorites .

## WHAT GEAR DO YOU USE?

**Arimbi:** Currently I'm using a Canon EOS 60D , with Canon 50mm f1.8 lens, a Canon 18-135mm lens and a 75-300mm lens. But my early conceptual works were mostly taken with my Canon EOS 1100D .

## ANY CONCEPTUAL PHOTOGRAPHY RELATED ADVICE?

**Arimbi:** Well my advice is: Keep experimenting, keep exploring and keep practicing. Because practice makes perfect.

## WINNING SHOT - UNTITLED (RIGHT)



Conceptual Photo Contest Winner

<http://getinspiredmagazine.com>

Issue 28 / January 2016



**THE DAYDREAMING FAIRY (RIGHT)**

**WANT TO SEE MORE WORK BY ARIMBI?**

Go to her website:

<https://www.instagram.com/arimbialessandra>



*Conceptual Photo Contest Winner*  
**<http://getinspiredmagazine.com>**  
Issue 28 / January 2016



GET  
*Inspired*  
MAGAZINE  
Contest Book  
"Conceptual" 2015:  
24 Curated Shortlist Finalists by Marc Haers

Order a copy for just EUR 10 (Excl Tax and Shipping)

<http://www.peecho.com/print/en/176774>



FOLLOW US ON

*Pinterest*

For more inspiration!

<http://www.pinterest.com/getinspiredmag>



#### PIERPAOLO WON THE SPREAD AUCTION

With this auction he won this awesome spread , but also supports our magazine. Keep on eye on our website and social media channels for new upcoming auctions. This is your chance to get featured without an exclusive invitation.

## PIERPAOLO VACCARO

<http://pierpaolovaccaroph.wix.com/portfolio>

Conceptual Fine Art Photographer born in 1971 in Syracuse on the wonderful island of Sicily, Italy.

**PierPaolo:** I am an enthusiast in photography started a few years ago. A lover of significant, evocative images, able to fill your eyes as the heart and soul. I like to express myself as a "white wall" on which hang surreal shots, fantastical projections of my visions in their total freedom of expression. Visual metaphors for moods, to recognize and perceive ideas, movements and concepts, illustrated as symbols of communication and creative expression. My works, my thinking.

#### LILIUM (RIGHT)

**PierPaolo:** In this work, pride and nobility of mind marrying a concept of sublime love. A robe of bright lilies, becomes the protagonist in a surreal environment, where woman, as the flowers she wear, symbolizes the emblem of royal sovereignty. Mystical warrior and perseverance, the pursuit of happiness.





**REBORN (RIGHT)**

**PierPaolo:** You can turn your back to the injustices and suffering, only after they have been addressed with courage and honesty to the end. So you reach the freedom of a new life and come back to breathe the scent of flowers.

**MORE WORK BY PIERPAOLO ON GET SOCIAL!**

Check out more work of PierPaolo and get in touch with him:  
[http://getsocial.getinspiredmagazine.com/members/pierpaolo\\_vaccaro/media](http://getsocial.getinspiredmagazine.com/members/pierpaolo_vaccaro/media)

Sign up for free:  
<http://getsocial.getinspiredmagazine.com>



# OH, HEY!

Are you a creative, looking  
for a world wide audience?

***Register for free***

<http://getsocial.getinspiredmagazine.com>

**Get social! Get Inspired! Get Creative!**





Get your back issues for free:  
<http://getinspiredmagazine.com/magazines>



***Visit for more inspiration:***  
<http://getinspiredmagazine.com>